



# STATE CET CELL, MUMBAI, MAHARASHTRA

**CAP User Manual for Student Registration for  
year 2026-27**

**B.Ed.**

Contents

**Introduction** .....

**Homepage** .....

**Candidate Registration Process** .....

**Candidate Login Process** .....

**Application Form** .....

**Profile**.....

**Address** .....

**Candidature Type:** .....

**Orphan, Category & Minority**.....

**Social Reservation**.....

**Qualification**.....

**Qualification Marks**.....

**Photo & Sign Upload**.....

**Required Documents** .....

**Pay Application Fee**.....

**Confirm Application Form** .....

**Print Application Form**.....

**MISCELLANEOUS**.....

**Raise Ticket (Grievance)**.....

## Introduction

This manual is intended to assist candidates in the process of registering and logging in for (B..Ed. Bachelor In Education Centralized Admissions Process (CAP) 2026-27 admissions across the state of Maharashtra.

Candidates are required to follow the step-by-step instructions outlined in this user manual.

## How to access the website:

<https://cetcell.mahacet.org/>



<https://cetcell.mahacet.org/cap- 2026-27/>

Kindly select the course under Higher Education for which the candidate has enrolled, appeared for the examination, and obtained a valid scorecard.

cetcell.mahacet.org/cap\_2026-27/

User Manual

## Centralized Admission Process (CAP)-2026-27

### Technical Education

**Post Graduate Courses**

- » MBA/MMS
- » MCA
- » M.E/M.Tech
- » M.E/M.Tech (Working Professionals)
- » M.Architecture
- » M.HMCT
- » M.Pharmacy/pharm D(post Baccalaureate)
- » MCA Second Year( Lateral Entry)

### Admission Portal For A.Y.2026-27

- 1) Foreign Candidate Registration **new!**
- 2) Agri Direct Second Year CAP started **new!**
- 3) CAP registration started for BPED,MPED & LLB3 Yrs. from 11/06/2026 **new!**

### Higher Education

**Post Graduate Courses**

- » M.Ed.
- » M.P.Ed. **new!**
- » B.Ed.M.Ed. INTEGRATED

**Under Graduate Courses**

- » L.L.B.-5 Years (Integrated)
- » L.L.B.-3 Years **new!**
- » B.Ed **new!**
- » B.P.Ed **new!**
- » B.A.- B.Ed./B.Sc.-B.Ed.(Integrated)

- For queries related to application, users can contact on contact no. **9175176036 (Between 9 AM to 6 PM)**

bedcap26.mahacet.org/Public/Home.aspx

GOVERNMENT OF MAHARASHTRA  
State Common Entrance Test Cell  
CAP Application for B.Ed. Admissions 2026-27

9175176036  
(Between 09:00 AM to 06:00 PM)

Home

Announcement: CAP 2026 Registration form has been started from 02/07/2026 and will end on 16/07/2026

CANDIDATE LOGIN COLLEGE LOGIN DIRECTORATE LOGIN

Notifications / Circulars Admission Schedule Brochure, User Manual & Important Documents Alphabetical List Merit List Government Gazettes & GRs Cut-Off

Notifications / Circulars

**Candidate Login:** After clicking to the Candidate Login, it will be directed to SSO login

### Single Sign on Login Page

In this page the candidate who has appeared for the CET and has completed his profile for the desired course can enter the Registered Email and the CET password and then click to Sign In



GOVERNMENT OF MAHARASHTRA  
State Common Entrance Test Cell



### Sign In

Registered Email ID

Password

[Reset Password / Forgot Password](#)

OR

**New user?**

[How to Register - User Manual](#) | [Tutorial Video](#)  
[How to Raise a Ticket](#)

### Candidate Login Process

1. Candidates can access this portal by clicking on the Sign In.
2. Candidate should enter their Registered email ID and password.
3. In case candidates have forgotten their password, they can reset them by utilizing the 'Forgot Password?' link.
4. Once the candidate is logged in, they will be presented with a dashboard displaying the status of their Application and Option Form.

- After entering the login credentials, the Candidate CET registration details will appear
- Applicant must check the Name, DOB and Gender and the Registering course for the CAP round

- After clicking on the Appearing CET radio button, the Applicant has to enter the Registration number and the Roll number and then click on the Check CET Details

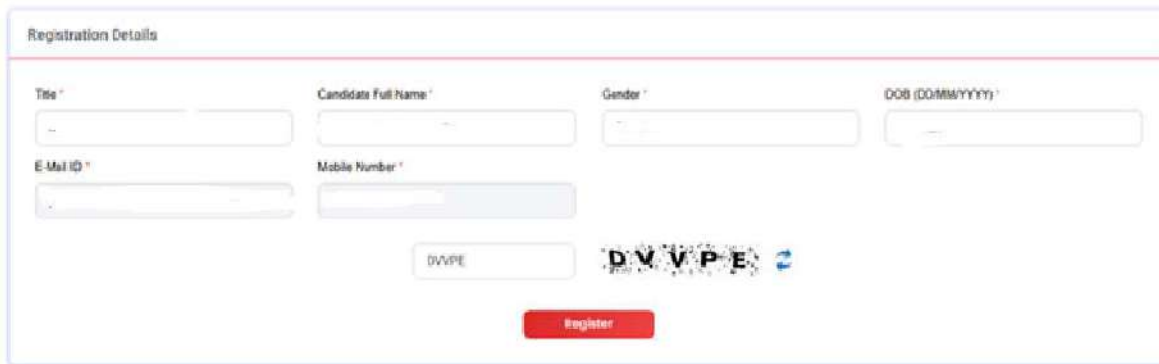
**Candidate Registration Process**

- Have you appeared for MAH-B.Ed. CET-2026?

- If your answer is YES, please enter your correct Registration Number and Roll Number in the respective fields.
- Candidate has to Validate the details and then Click on to the Save and Next Tab
- Finally, click on the "**Check CET Details**" button.

- After clicking on Save and Next Tab, the Registration details like Candidates Full Name, Email ID and Mobile number are pre-filled

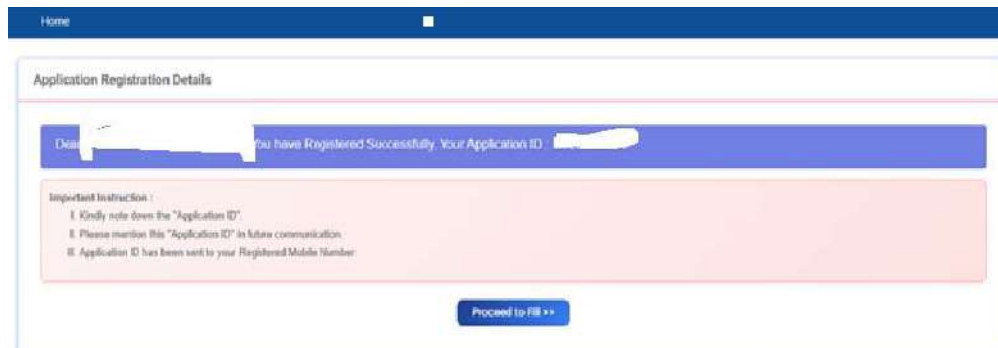
- **Title:** This is a dropdown field where you can select your title from options such as 'Miss', 'Mr', 'Mrs', or 'Mx'.
- **Candidate Full Name:** This is a textbox field that will be automatically populated.
- **Gender:** This is a dropdown field where you can select your gender from options such as 'Male', 'Female', or 'Transgender'.
- **DOB:** This is a textbox field where you need to enter your date of birth in numeric format.
- **Email ID:** The email ID while doing the CET registration will be displayed
- **Mobile number:** The mobile number used for filling CET registration will be displayed



The image shows a registration form titled "Registration Details". It contains several input fields: "Title", "Candidate Full Name", "Gender", "DOB (DDMMYYYY)", "E Mail ID", and "Mobile Number". Below these fields is a CAPTCHA image with the text "DVVPE" and a "Register" button.

- After clicking on the Register button, the candidate will be directed to a page displaying the Application ID along with important instructions.
- Furthermore, the login details will be sent to the registered mobile number.

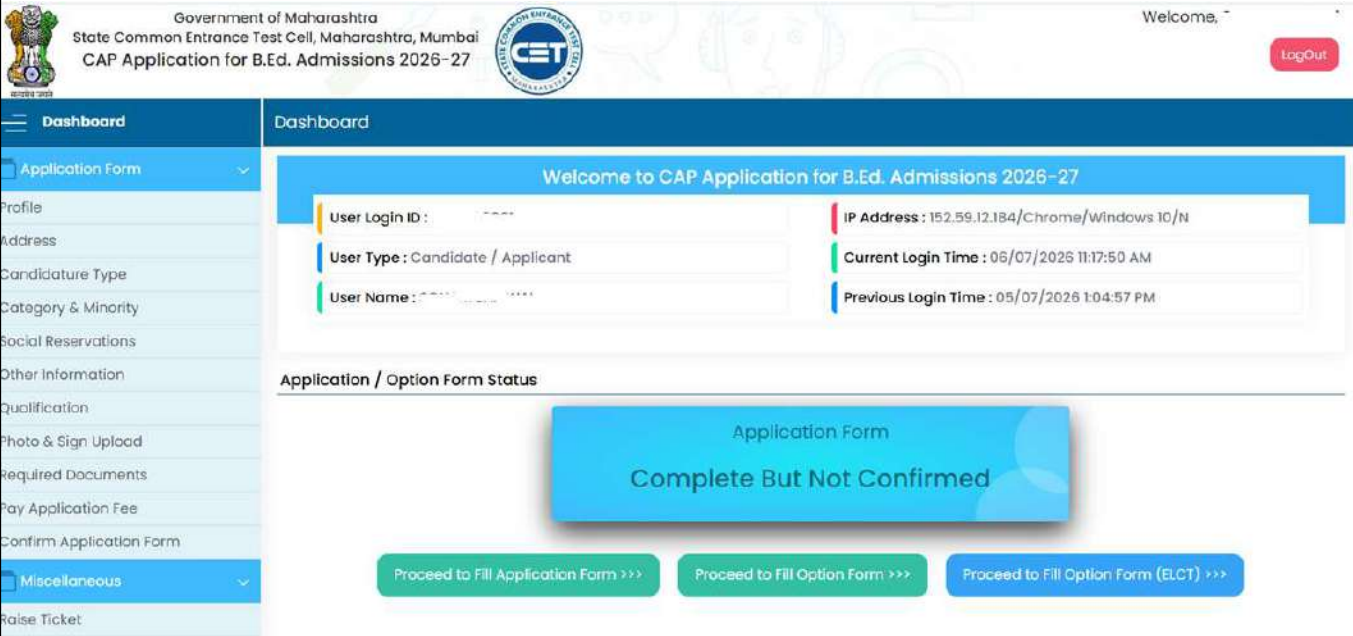
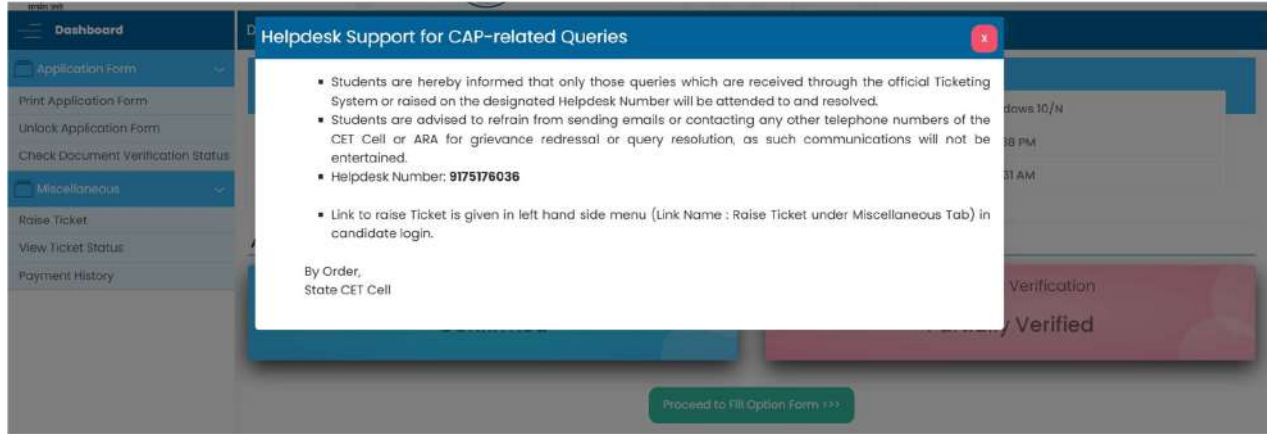
It is essential to thoroughly read all the instructions before proceeding to click on the **Proceed to Fill** Tab.



The image shows a page titled "Application Registration Details". It features a blue header with "Home" and a navigation menu. The main content area has a blue banner that says "Dear [Name], you have Registered Successfully. Your Application ID [ID]". Below this is a pink box containing "Important Instruction" with three bullet points: "I. Kindly note down the 'Application ID'.", "II. Please mention this 'Application ID' in future communication.", and "III. Application ID has been sent to your Registered Mobile Number." At the bottom of the pink box is a blue button labeled "Proceed to Fill >>".

- Kindly click on to Proceed to Fill Tab

- The Applicant Dashboard will be open



**Application Form****Profile**

**Note:** Some fields are not allowed to change here. You can change it in common profile interface only (In CET registration interface).

<b>Title *</b> Mr. <input type="text"/>	<b>Candidate Full Name (English) *</b> <input type="text"/>	
<b>Has Candidate Name Changed ? *</b> <input type="radio"/> Yes <input checked="" type="radio"/> No	<b>Changed Full Name (English) *</b> <input type="text"/>	<b>Reason for Change Name *</b> Select <input type="text"/>
<b>Candidate Name (Marathi) *</b> टेस्ट <input type="text"/>	<b>Father/Husband Name (English) *</b> <input type="text"/>	<b>Mother Name (English) *</b> <input type="text"/>
<b>Gender *</b> Male <input type="text"/>	<b>DOB (DD/MM/YYYY) *</b> 01/01/2000 <input type="text"/>	<b>Nationality *</b> India <input type="text"/>
<b>Annual Family Income (₹) *</b> 50,001 - 1,00,000 <input type="text"/>	<b>Mobile Number *</b> <input type="text"/>	<b>E-Mail ID *</b> <input type="text"/>
<b>Apaar Id*</b> <input type="text"/>		

**Profile**

- **Title:** The title will appear based on the successfully submitted registration details. If required, the candidate can change the title.
- **Candidate's Full Name:** The candidate's full name will appear based on the successfully submitted registration details. If required, the candidate can make changes to it.
- **Has Candidate's Name Changed:** The candidate can select "Yes" and provide the changed name along with the reason, if their name has been changed.
- **Changed Full Name:** Enter the changed name of the candidate, if applicable.
- **Reason for Name Change:** Select the reason for the name change.
- **Candidate's Full Name (Marathi):** Enter the candidate's full name and press the space bar to translate it into Marathi.
- **Father/Husband Name:** Enter the name of the candidate's father/husband.
- **Mother Name:** Enter the name of the candidate's mother.
- **Gender:** The gender will be automatically selected based on the chosen title. If the title is 'Mx', the candidate can select the gender.
- **Date of Birth (DD/MM/YYYY):** Enter the date of birth details.
- **Nationality:** Select nationality from the dropdown values. This selection is only available for candidates belonging to NRI/PIO/OCI/CIWGC/Foreign National categories.
- **Annual Family Income:** Choose the annual income range from the dropdown values.
- **Mobile Number:** The mobile number will appear as per the successfully submitted registration details. The mobile number once entered Candidate won't be able to change it
- **E-mail ID:** The e-mail ID will appear as per the successfully submitted registration details. If required, the candidate can change their e-mail ID. The email ID once entered Candidate won't be able to change it. In case you wish to change candidate have to raise a ticket .
- **Apaar Id\*:** It is mandatory to enter the Apaar ID

## Address

### Correspondance Address

Country \*

India

Address Line 1 \*

KAPURTHALA

Address Line 2

State \*

Maharashtra

District \*

Kolhapur

Taluka \*

Shirol

City / Village \*

PUNE

Pincode \*

.440033

Save & Next

- **Country:** Choose the country from the dropdown menu.
- **Address Line 1:** Enter the candidate's address line 1.
- **Address Line 2:** Enter the candidate's address line 2.
- **State:** Select the state from the dropdown menu.
- **District:** Select the district from the dropdown menu.
- **Taluka:** Select the taluka from the dropdown menu.
- **City/Village:** Select the city/village from the dropdown menu.
- **Pin Code:** Enter the pin code of the candidate's address.

**Candidature Type: Kindly select the Candidature type you belong**

Based on the selected candidature type, you will be required to fill in the relevant details in the Qualification section.

**Candidature Type**

Select Your Eligibility Qualification \*

Select

Select

Graduation

Post Graduation

Are You Domicile of Maharashtra and / or is Born in Maharashtra ? \*

Yes  No

Save & Next

**Candidature Type**

Select Your Eligibility Qualification \*

Graduation

Have You Passed 11th (Old Matric) / Pre University Examination before the Year 1975 ? \*

Yes  No

Are You Domicile of Maharashtra and / or is Born in Maharashtra ? \*

Yes  No

Save & Next

- **Your Type of Candidature: Maharashtra - Type A**

(i) Candidates passing SSC and HSC or equivalent Examination from a recognized institution in Maharashtra State; and

#### Candidature Type

Select Your Eligibility Qualification \*

Graduation

Have You Passed 11th (Old Matric) / Pre University Examination before the Year 1975 ? \*

Yes

No

Are you domicile of Maharashtra State? and Possesses domicile certificate issued in the state of Maharashtra ?

and/or Are you Born in Maharashtra and possesses Birth certificate mentioning the place of birth which is in Maharashtra state ? \*

Yes

No

District of Domicile and / or Born \*

Select

#### Your Type of Candidature : Maharashtra - Type A

(i) A candidate passing Graduation or Post Graduation or equivalent Examination from a recognized Institution in Maharashtra or outside the Maharashtra, as the case may be and

(ii) A candidate who is either domicile of Maharashtra and / or is born in Maharashtra.

(ii) Candidate who is either domicile of Maharashtra and / or is born in Maharashtra;

- **Your Type of Candidature: Maharashtra - Type B**

(i) A Candidate who does not fulfil criteria mentioned in "Type-A" above, but who or whose father or mother is domiciled in the State of Maharashtra and possesses domicile certificate.

#### Candidature Type

Select Your Eligibility Qualification \*

Graduation

Have You Passed 11th (Old Matric) / Pre University Examination before the Year 1975 ? \*

Yes

No

Are you domicile of Maharashtra State? and Possesses domicile certificate issued in the state of Maharashtra ?

and/or Are you Born in Maharashtra and possesses Birth certificate mentioning the place of birth which is in Maharashtra state ? \*

Yes

No

Is Your Father or Mother is Domiciled in the State of Maharashtra and Possesses Domicile Certificate ? \*

Yes

No

District of Domicile Certificate of Father / Mother Issuing Authority \*

Select

#### Your Type of Candidature : Maharashtra - Type B

A candidate who fulfills the criteria mentioned in clause (i) of "Type-A" but does not fulfil criteria mentioned in clause (ii) of "Type-A" above, but whose father or mother is domiciled in the State of Maharashtra and possesses domicile certificate.

Save & Next

- **Your Type of Candidature: Maharashtra - Type C**

(i) A Candidate who does not fulfil criteria mentioned in either "Type-A" or "Type-B" but whose father or mother is an employee of the Government of India or Government of India Undertaking and who has been posted and reported to duty in Maharashtra State before the last date for submitting the Application Form for CAP.

## Candidature Type

Select Your Eligibility Qualification \*

Graduation

Have You Passed 11th (Old Matric) / Pre University Examination before the Year 1975 ? \*

 Yes  NoAre you domicile of Maharashtra State? and Possesses domicile certificate issued in the state of Maharashtra ?  
and/or Are you Born in Maharashtra and possesses Birth certificate mentioning the place of birth which is in Maharashtra state ? \* Yes  No

Is Your Father or Mother is Domiciled in the State of Maharashtra and Possesses Domicile Certificate ? \*

 Yes  No

Is Your Father or Mother is an Employee of the Government of India or Government of India Undertaking who is posted and reported to duty in Maharashtra State before the last date for submitting the Application Form for Centralized Admission Process ? \*

 Yes  No

District Where Father / Mother is Posted before Last Date of Submission of CAP Application Form \*

Select

## Your Type of Candidature : Maharashtra - Type C

A candidate who fulfills the criteria mentioned in clause (i) of "Type-A" but does not fulfil criteria mentioned in clause (ii) of "Type-A" or "Type-B" but whose father or mother is an employee of the Government of India or Government of India Undertaking and who has been posted and reported to duty in Maharashtra State before the last date for submitting the Application Form for CAP.

Save &amp; Next

- **Your Type of Candidature: Maharashtra - Type D**

(i) A Candidate who does not fulfil criteria mentioned in any of the above "Type-A", "Type-B" and "Type-C" but whose father or mother is an employee or retired employee of the Government of Maharashtra or Government of Maharashtra Undertaking.

## Candidature Type

Select Your Eligibility Qualification \*

Graduation

Have You Passed 11th (Old Matric) / Pre University Examination before the Year 1975 ? \*

 Yes  NoAre you domicile of Maharashtra State? and Possesses domicile certificate issued in the state of Maharashtra ?  
and/or Are you Born in Maharashtra and possesses Birth certificate mentioning the place of birth which is in Maharashtra state ? \* Yes  No

Is Your Father or Mother is Domiciled in the State of Maharashtra and Possesses Domicile Certificate ? \*

 Yes  No

Is Your Father or Mother is an Employee of the Government of India or Government of India Undertaking who is posted and reported to duty in Maharashtra State before the last date for submitting the Application Form for Centralized Admission Process ? \*

 Yes  No

Is Your Father or Mother is an Employee of the Government of Maharashtra or Government of Maharashtra Undertaking who is posted and reported to duty in Maharashtra State before the last date for submitting the Application Form for Centralized Admission Process ? \*

 Yes  No

District Where Father / Mother is Posted before Last Date of Submission of CAP Application Form \*

Select

## Your Type of Candidature : Maharashtra - Type D

A Candidate who fulfills the criteria mentioned in clause (i) of "Type-A" but does not fulfil criteria mentioned in clause (ii) of "Type-A", "Type-B" and "Type-C" but whose father or mother is an employee or retired employee of the Government of Maharashtra or Government of Maharashtra Undertaking.

Save &amp; Next

- **Your Type of Candidature: Maharashtra - Type E**

(i) Candidates passing SSC and or HSC Examination or Equivalent Examination from a recognized institution from a disputed Maharashtra-Karnataka Border Area or from Maharashtra State, and residing in disputed Maharashtra-Karnataka Border Area and whose Mother tongue is Marathi

## STATE COMMON ENTRANCE TEST CELL, MUMBAI, MAHARASHTRA.

### Candidature Type

Select Your Eligibility Qualification \*

Graduation

Have You Passed 11th (Old Matric) / Pre University Examination before the Year 1975 ? \*

Yes  No

Are you domicile of Maharashtra State? and Possesses domicile certificate issued in the state of Maharashtra ? and/or Are you Born in Maharashtra and possesses Birth certificate mentioning the place of birth which is in Maharashtra state ? \*

Yes  No

Is Your Father or Mother is Domiciled in the State of Maharashtra and Possesses Domicile Certificate ? \*

Yes  No

Is Your Father or Mother is an Employee of the Government of India or Government of India Undertaking who is posted and reported to duty in Maharashtra State before the last date for submitting the Application Form for Centralized Admission Process ? \*

Yes  No

Is Your Father or Mother is an Employee of the Government of Maharashtra or Government of Maharashtra Undertaking who is posted and reported to duty in Maharashtra State before the last date for submitting the Application Form for Centralized Admission Process ? \*

Yes  No

Have You Passed Graduation from a Recognized University having it's Educational Institution in Disputed Maharashtra-Karnataka Border Area OR in Maharashtra ? \*

Yes  No

District of the Institute from where You Passed Graduation \*

Disputed MKB Area - Belgaum

Taluka of the Institute from where You Passed Graduation \*

Khanapur

Are You Residing in Disputed Maharashtra-Karnataka Border Area ? \*

Yes  No

Save & Next

- **Your Type of Candidature: OMS**

i) Candidate who is an Indian Nationality and has passed SSC & HSC from outside Maharashtra State.

### Candidature Type

Select Your Eligibility Qualification \*

Graduation

Have You Passed 11th (Old Matric) / Pre University Examination before the Year 1975 ? \*

Yes  No

Are you domicile of Maharashtra State? and Possesses domicile certificate issued in the state of Maharashtra ? and/or Are you Born in Maharashtra and possesses Birth certificate mentioning the place of birth which is in Maharashtra state ? \*

Yes  No

Is Your Father or Mother is Domiciled in the State of Maharashtra and Possesses Domicile Certificate ? \*

Yes  No

Is Your Father or Mother is an Employee of the Government of India or Government of India Undertaking who is posted and reported to duty in Maharashtra State before the last date for submitting the Application Form for Centralized Admission Process ? \*

Yes  No

Is Your Father or Mother is an Employee of the Government of Maharashtra or Government of Maharashtra Undertaking who is posted and reported to duty in Maharashtra State before the last date for submitting the Application Form for Centralized Admission Process ? \*

Yes  No

Have You Passed Graduation from a Recognized University having it's Educational Institution in Disputed Maharashtra-Karnataka Border Area OR in Maharashtra ? \*

Yes  No

Are You Jammu & Kashmir / Ladakh Migrant Candidate ? \*

Yes  No

State of Domicile \*

Select

**Your Type of Candidature : OMS**

A candidate having Indian Nationality.

- **Your Type of Candidature: J & K Migrant**

## STATE COMMON ENTRANCE TEST CELL, MUMBAI, MAHARASHTRA.

### Candidature Type

Select Your Eligibility Qualification \*

Graduation

Have You Passed 10th (Old Metric) / Pre University Examination before the Year 1975 ? \*

Yes  No

Are you domicile of Maharashtra State? and Possesses domicile certificate issued in the state of Maharashtra ?  
and/or Are you Born in Maharashtra and possesses Birth certificate mentioning the place of birth which is in Maharashtra state ? \*

Yes  No

Is Your Father or Mother is Domiciled in the State of Maharashtra and Possesses Domicile Certificate ? \*

Yes  No

Is Your Father or Mother is an employee of the Government of India or Government of India Undertaking who is posted and reported to duty in Maharashtra State before the last date for submitting the Application Form for Centralized Admission Process ? \*

Yes  No

Is Your Father or Mother is an Employee of the Government of Maharashtra or Government of Maharashtra Undertaking who is posted and reported to duty in Maharashtra State before the last date for submitting the Application Form for Centralized Admission Process ? \*

Yes  No

Have You Passed Graduation from a Recognized University having it's Educational Institution in Disputed Maharashtra-Karnataka Border Area OR in Maharashtra ? \*

Yes  No

Are You Jammu & Kashmir / Ladakh Migrant Candidate ? \*

Yes  No

State of Domicile \*

Select

### Your Type of Candidature : J & K Migrant

(i) The children of citizens, who are displaced from Jammu and Kashmir to any part of India or from unsafe border areas of Jammu and Kashmir to a relatively safer place in Jammu and Kashmir from 1990 onwards due to terrorist activities.

OR

(ii) The children of officers belonging to Indian Administrative Services (IAS) or Indian Police Services (IPS) or Indian Foreign Services (IFS) and children of staff belonging to Military and Paramilitary Forces transferred to Jammu and Kashmir to combat terrorist activities and joined the post on or before the last date for submission of application for admission.

OR

(iii) The children of Staff and Officers of Jammu and Kashmir police engaged in combating terrorism, are eligible under this category.

Save & Next

(i) Children of citizens who were displaced from Jammu and Kashmir to any part of India or from unsafe border areas of Jammu and Kashmir to a relatively safer place in Jammu and Kashmir from 1990 onwards due to terrorist activities.

OR

(ii) Children of officers belonging to Indian Administrative Services (IAS), Indian Police Services (IPS), or Indian Foreign Services (IFS), and children of staff belonging to Military and Paramilitary Forces transferred to Jammu and Kashmir to combat terrorist activities and joined the post on or before the last date for submission of application for admission.

OR

(iii) Children of staff and officers of Jammu and Kashmir police engaged in combating terrorism.

### Orphan, Category & Minority:

#### Orphan, Category & Minority

Orphan

Are You Orphan ? \*  Yes  No

Category

Category \*

Select

- Select
- OPEN
- OPEN-EWS
- SC
- ST
- DT / VJ
- NT 1 (NT-B)
- NT 2 (NT-C)
- NT 3 (NT-D)
- CBC
- SBC
- SEBC

Do You belongs to Minority Category ? \*  Yes  No

Save & Next

© This is the official website of State Common Entrance Test Cell, Maharashtra, Mumbai. All Rights Reserved.

- **Are You Orphan?** Select "Yes" or "No" to indicate if you are an orphan.
- **Category:** Select the category from the dropdown, Kindly check properly to which category you belong and

- further select the same category from the dropdown.
- **Caste:** Choose the caste from the dropdown, Kindly check properly to which caste you belong and further select the same category from the dropdown
- **Do You Have A Caste Certificate?** Select "Yes" or "No" based on the availability of the caste certificate.
  1. If you select the "Yes", then District of Caste certificate Issuing Authority and Caste Certificate number must be entered.
- **Do You Have Caste Validity Certificate?** Select "Yes" or "No" based on the availability of the caste validity certificate.
  - If you select the "Yes", then Caste validity number and the Validity certificate date be entered.
- **Do You Have Non-Creamy Layer Certificate?** Select "Yes" or "No" based on the availability of the caste validity certificate.
- **Do You belong to Minority Category?** Select "Yes" or "No". If "Yes", then select the Linguistic and Religious Minority from the dropdown.
- **Do You belong to Orphan?** Select "Yes" or "No". If "Yes", then select Orphan Type Institutional or No Institutional

**Orphan, Category & Minority**

Orphan

Are You Orphan ? \*  Yes  No

Orphan Type \*

Select

Select

Institutional (अंतरास्था)

Non Institutional (अंतरास्था)

**Category**

Category \*

ST

Caste \*

Andh

Do You have Caste Certificate ? \*  Yes  No

District of Caste Certificate Issuing Authority \*

Gondia

Caste Certificate Number \*

SDFSDF

**Category**

Category \*

OBC

Caste \*

Gurav

Do You have Caste Certificate ? \*  Yes  No

District of Caste Certificate Issuing Authority \*

Nashik

Caste Certificate Number \*

( Enter the number given below the Barcode (eg. ED\*\*\*\*\* ) given on Certificate )

Validity Certificate Number \*

Validity Certificate Date (DD/MM/YYYY) \*

Do You have Non-Creamy Layer Certificate ? \*  Yes  No

**Minority**Do You belongs to Minority Category ? \*  Yes  No

Save &amp; Next



Qualification: SSC, HSC

## SSC Details

Board State *	Board Name *	Other Board Name *
<input type="text" value="Maharashtra"/>	<input type="text" value="Maharashtra State Board of Ser"/>	<input type="text"/>
Marks Obtained *	Out of Marks *	Percentage *
<input type="text" value="379.00"/>	<input type="text" value="500.00"/>	<input type="text" value="75.80"/>
Seat No.	Passing Month-Year *	
<input type="text"/>	<input type="text" value="June"/> - <input type="text" value="2018"/>	

Save

Close

## HSC / Engineering Diploma/ Preparatory

**\*Note : Best Of 5 marks is not allowed in HSC. Please put all marks as given on your Marksheet..**

Select Course *	Board State *	Board Name *
<input type="text" value="HSC"/>	<input type="text" value="Maharashtra"/>	<input type="text" value="Maharashtra State Board of Ser"/>
Other Board Name *	Passing Month-Year *	Seat No.
<input type="text"/>	<input type="text" value="July"/> - <input type="text" value="2020"/>	<input type="text"/>
Marks Obtained *	Out of Marks *	Percentage *
<input type="text" value="428.00"/>	<input type="text" value="650.00"/>	<input type="text" value="65.84"/>
Stream *		
<input type="text" value="Science"/>		

Save

Close

In The Graduation details

### Graduation Details

Program Level \*

Under Graduate

Degree \*

Select

- Select
- B.A.
- B.A. (Mass Media)
- B.A.F.
- B.A.M.S.
- B.Arch.
- B.B.A.
- B.B.L.
- B.B.M.
- B.C.A.
- B.C.C.A.
- B.C.S.
- B.Com.

Other Degree Name \*

University State \*

Select

Other University Name \*

PRN No.

Duration (In Years) \*

Select

Save

Close

Graduation Details X

Program Level *	Degree *	Other Degree Name *
<input type="text" value="Under Graduate"/>	<input type="text" value="B.A."/>	<input type="text"/>
University State *	University Name *	Other University Name *
<input type="text" value="Andaman and Nicobar"/>	<input type="text" value="Other"/>	<input type="text" value="sdfsdfsdf"/>
<b>Note : Please enter Obtained/Out of marks on which your degree is honoured.</b>		
Marks Obtained *	Out of Marks *	Percentage *
<input type="text" value="450"/>	<input type="text" value="1000"/>	<input type="text" value="45.00"/>
PRN No.	Duration (In Years) *	Passing Month-Year *
<input type="text" value="1171901298"/>	<input type="text" value="3"/>	<input type="text" value="November"/> - <input type="text" value="2025"/>
Study Pattern *		
<input type="text" value="Semester Pattern"/>		

Save

Close

The Candidate has to select the Study Pattern either Semester/ Yearly accordingly the Courses/Papers will be displayed

## Instructions about subjects selection \*

- Please choose the Subjects very carefully.
- Select only those Subjects, which you must have studied as
  - Optional/
  - Special/
  - Subsidiary level
- Your method will be decided based on these selection.
- Your selected subjects **must not be studied as Compulsory Subjects.**
- Any wrong selection may lead to rejection

## Subjects studied and Number of courses/papers. \*

- **For Every selected Subjects enter the number of courses/papers studied in Graduation.**
- **As per your selected study pattern, Please select only those subjects from below given list, which you have studied at least 6 courses/papers during Graduation**

- For Every selected Subjects enter the number of courses/papers studied in Graduation.
- As per your selected study pattern, Please select only those subjects from below given list, which you have studied at least 6 courses/papers during Graduation

<input type="checkbox"/> Ancient History and Culture	<input type="checkbox"/> Anthropology	<input checked="" type="checkbox"/> Civics [Political Science]	<input type="text" value="6"/>
<input type="checkbox"/> Defence Studies	<input type="checkbox"/> Economics	<input type="checkbox"/> Education	
<input type="checkbox"/> English	<input type="checkbox"/> Film and Television	<input type="checkbox"/> Geography	
<input type="checkbox"/> Gujarathi	<input type="checkbox"/> Hindi	<input type="checkbox"/> History	
<input type="checkbox"/> Home Economics	<input type="checkbox"/> Home Science	<input type="checkbox"/> Marathi	
<input type="checkbox"/> Mass Media	<input type="checkbox"/> Mathematics	<input type="checkbox"/> Music	
<input type="checkbox"/> News Media Production	<input type="checkbox"/> Pali	<input type="checkbox"/> Philosophy	

Save Close

Data Saved Successfully. ×

Qualification \*:

Action	Qualification	Specialization/Stream	Board/University	Percentage	Passing Month-Year
	SSC		Maharashtra State Board of Secondary and Higher Secondary Education, Pune	60.00	January-2017
	HSC	HSC - Science	Council for Indian School Certificate Examinations, New Delhi	74.20	January-2021
	Graduation (B.A.)	B.A.	Punjab University, Chandigarh	--	February-2023

Save & Next

Add SSC & HSC/Engineering Qualification , Graduation details.

- **Board State:** Select the Board State from the dropdown values.
- **Board Name:** Select the Board Name from the dropdown values.
- **Seat No.:** Enter the correct seat number as per the SSC/HSC Certificate.
- **Stream:** Select the Stream from the dropdown values.
- **Marks Obtained:** Enter the Marks Obtained as per the SSC/HSC Certificate.
- **Out of Marks:** Enter the Out of Marks as per the SSC/HSC Certificate.
- **Percentage:** The percentage will be automatically calculated based on the entered Marks Obtained and Out of Marks.
- **Grade:** Select the Grade from the dropdown values.
- **Class:** Select the Class from the dropdown values.
- **Passing Month-Year:** Select the Passing Month-Year from the dropdown values.

## Photo & Sign Upload:

### Photo & Sign Upload

#### Instructions :

- The Photograph and Signature should be in jpg/jpeg/png format.
- Size of the Photograph must be greater than 4 KB and less than 100 KB.
- Size of the Signature must be greater than 1 KB and less than 30 KB.
- Dimension of Photograph should be 3.5 CM (width) \* 4.5 CM (Height) only.
- Dimension of Signature should be 3.5 CM (width) \* 1.5 CM (Height) only.
- Ensure that Photograph and Signature is of good quality.

#### Upload Photograph \*

Choose file

Browse

Upload Photo



#### Upload Signature \*

Choose file

Browse

Upload Sign

Save & Next

- **Upload Photograph:** Click on the "Browse" button to select the candidate's photograph according to the specifications mentioned on the screen. After selecting the photo, click on the "Upload Photo" button to upload it.

STATE COMMON ENTRANCE TEST CELL, MUMBAI, MAHARASHTRA.

- **Upload Signature:** Click on the "Browse" button to select the candidate's signature as per the specifications described on the screen. After selecting the signature, click on the "Upload Sign" button to upload it.

**Required Documents:**

- Before starting the document upload, please read the required section given in the Information brochure
- Please upload original documents, otherwise it will be rejected during e-verification
- If any qualification has multiple marksheet or final Total marks (as entered in application) is different from the marks given in uploaded mark sheet, then that candidate must attach a conversion certificate (format is available on website) with all marksheets in a single pdf, mentioning Total marks
- Caste Caste Validity Certificate/Application Receipt document (generated after 01/08/2020) must be fetched/verified from the Department (Through the Fetch button given near document). If the fetch/verification fails, the candidate may also upload the existing available document
- **Candidate having Caste Validity Certificate (Application date after 01/08/2020) or Tribe Validity Certificate (After 15/10/2025) will get option to fetch document directly from department website. If fetch options get failed, then candidate will get manual upload options.**

**Note :** All documents marked with \* are compulsory. It is mandatory to upload all compulsory documents.  
 \* Before starting document upload, please read the required document section given in information brochure.  
 \* Please upload Original documents, otherwise it will be rejected during e-verification.  
 \* If any qualification has multiple marksheet or final Total marks (as entered in application) is different from the marks given in uploaded marksheet, then that candidate must attach a conversion certificate (format available on website) with all marksheets in a single pdf, mentioning Total marks(which must be same as entered in application) either printed or handwritten but must be self attested.  
 \* Tribe Validity Certificate/Application Receipt document (generated after 15/10/2025) must be fetched/verified from the Department (Through the Fetch button given near document). If the fetch/verification fails, the candidate may also upload the existing available document.

File Types Allowed : .jpg, .jpeg, .png, .bmp, .pdf  
 Max File Size Allowed : 1 MB

Sr. No.	Document Name	Uploaded Document	Fetch	Upload	View	Delete
1	* Application Form of CET-2026.	Same				
2	* Score Card of CET-2026.	Same				
3	* Domicile Certificate OR Birth Certificate OR School Leaving Certificate OR Community, Nativity & Date of Birth Certificate of the Candidate indicating Place of Birth in the State of Maharashtra.	Domicile Certificate of the Candidate.				
4	* Caste Certificate in the Name of the Candidate and Caste is recognised as Backward Class in the State of Maharashtra.	Same				
5	* Receipt of Application for Caste / Tribe Validity Certificate. - Application No/ BarCode No : 1234	Receipt of Application for Caste / Tribe Validity Certificate.				
6	* Declaration of the Candidate for the respective Linguistic / Religious Minority Community in Proforma - Q OR School Leaving Certificate having information pertaining to Religion / Mother Tongue.	School Leaving Certificate having information pertaining to Religion / Mother Tongue.				
7	* Orphan Certificate issued by Competent Authority.	Same				
8	* Statement of Marks of SSC / Equivalent Examination, along with conversion certificate if candidate has passed SSC from CBSE/JCSE, ICSE or IB board in single PDF format	Same				
9	* Statement of Marks of HSC / Equivalent Examination, along with conversion certificate if candidate has passed HSC from CBSE/JCSE, ICSE or IB board in single PDF format	Same				
10	* APAAR ID Card	Same				
11	* Statement of Marks of Graduation / Equivalent Examination : B.A., Passing Year 2025, along with conversion certificate in single PDF format.					
12	* Statement of Marks of Post Graduation / Equivalent Examination : M.A., Passing Year 2014, along with conversion certificate in single PDF format.	Same				

**Upload Document**

Document Name : Caste / Tribe Validity Certificate in the Name of the Candidate issued by the Caste / Tribe Validity Committee of Maharashtra State. - Application No/ BarCode No : ED-2022-00581897

**\*Note : Please upload same Original document/Certificate as mentioned above, otherwise it will be rejected.**

Select Document to Upload(Click on Browse button.) \*

Choose file

Browse

Does this current document(which you have and you are uploading) has Barcode printed on it?  Yes  No

(Click here to view sample document)

Enter Barcode :

Close

Upload

STATE COMMON ENTRANCE TEST CELL, MUMBAI, MAHARASHTRA.

- **Upload:** Click on the upload icon to select and upload the required documents.
- **View:** Click on the view icon to preview the uploaded document.
- **Delete:** Click on the delete icon to remove the uploaded document.
- **Note:** Links to down Application Form of CET-2026/ score card and hall ticket are provided on the same page.

**Note:** All documents marked with \* are compulsory. It is mandatory to upload all compulsory documents.

\* Before starting document upload, please read the required document section given in information brochure.

\* Please upload Original documents, otherwise it will be rejected during e-verification.

\* If any qualification has multiple marksheets or final Total marks (as entered in application) is different from the marks given in uploaded marksheets, then that candidate must attach a conversion certificate (format available on website) with all marksheets in a single pdf, mentioning Total marks (which must be same as entered in application) either printed or handwritten but must be self attested.

\* Tribe Validity Certificate/Application Receipt document (generated after 15/10/2025) must be fetched/verified from the Department (Through the Fetch button given near document). If the fetch/verification fails, the candidate may also upload the existing available document.

File Types Allowed : .jpg, .jpeg, .png, .bmp, .pdf  
Max File Size Allowed : 1 MB

Sr. No.	Document Name	Uploaded Document	Fetch	Upload	View	Delete
1	* Application Form of CET-2026.	Same				
2	* Score Card of CET-2026.	Same				
3	* Domicile Certificate OR Birth Certificate OR School Leaving Certificate OR Community, Nativity & Date of Birth Certificate of the Candidate indicating Place of Birth in the State of Maharashtra.	Domicile Certificate of the Candidate.				
4	* Caste Certificate in the Name of the Candidate and Caste is recognised as Backward Class in the State of Maharashtra.	Same				
5	* Receipt of Application for Caste / Tribe Validity Certificate. - Application No/ BarCode No :1234	Receipt of Application for Caste / Tribe Validity Certificate.				
6	* Declaration of the Candidate for the respective Linguistic / Religious Minority Community in Proforma - Q OR School Leaving Certificate having information pertaining to Religion / Mother Tongue.	School Leaving Certificate having information pertaining to Religion / Mother Tongue.				
7	* Orphan Certificate issued by Competent Authority.	Same				
8	* Statement of Marks of SSC / Equivalent Examination, along with conversion certificate if candidate has passed SSC from CBSE/JCSE, ICSE or IB board in single PDF format	Same				
9	* Statement of Marks of HSC / Equivalent Examination, along with conversion certificate if candidate has passed HSC from CBSE/JCSE, ICSE or IB board in single PDF format	Same				
10	* APAAR ID Card	Same				
11	* Statement of Marks of Graduation / Equivalent Examination : B.A., Passing Year 2025, along with conversion certificate in single PDF format.					
12	* Statement of Marks of Post Graduation / Equivalent Examination : M.A., Passing Year 2014, along with conversion certificate in single PDF format.	Same				

**Paying Application Fee:**

- The candidate is required to pay an application fee of Rs 300 in case of a category change from reserved to open category.
- If there is no change in the category, the candidate should proceed to confirm the application form.

**Confirm Application Form:**

- Please verify the data filled in on the application form and proceed to confirm it.



I have read all the rules of admission and on understanding these Rules, I have filled this Application Form for Admission to First Year of LL.B.-3Yrs for the Academic Year 2026-27. The information given by me in this application is true to the best of my knowledge & belief. If at later stage, it is found that I have furnished wrong information and/or submitted false certificate(s), I am aware that my admission stands cancelled and fees paid by me will be forfeited. Further I will be subject to legal and/or penal action as per the provisions of the law.

Confirm Application Form

- Confirmation of Application Form: The candidate should tick the checkbox to confirm the application form.
- Once the application form is confirmed, no changes can be made to the form. Please review the information carefully before confirming the application.

### Lock Application Form

You will not be able to modify / change / alter Your Application Form once You confirm it.

Are you sure, You want to confirm your Application Form ?

✖ Cancel

✔ Confirm

## STATE COMMON ENTRANCE TEST CELL, MUMBAI, MAHARASHTRA.

State Common Entrance Test Cell  
 Application Form for Admission to First Year of B.A. for the Academic Year 2026-27  
 Application ID: 8026100001 Version No: 196

**Personal Details**

Candidate Full Name: **Ms. SONAM ANANDJI (S)**  
 Father's Name: **R. JAYRAM**  
 Mother's Name: **R. JAYRAM**  
 Gender: **FEMALE**  
 Date of Birth: **02/09/2006**  
 Nationality: **INDIA**  
 Family Income (₹): **150,000 - 1,00,000**  
 Mobile Number: **9920019238**  
 E-Mail ID: **praveensoni@gmail.com**  
 Address: **XXXX**  
 Country: **India**, State: **Maharashtra**, District: **Thane**, Taluka: **Thane**, Village: **Lohar**, Pincode: **400122**

**Authorisation**

Candidate Name (As Per Aadhaar): **Sonam Sonam Jayaram**  
 Aadhaar ID: **9920019238** Date Of Birth (As Per Aadhaar): **2006-09-02**

**ETP Details**

Candidate Name (As Per ETP): **XXXX** Date Of Birth (As Per ETP): **02/09/2006**  
 Category (As Per ETP): **000** Registration Number: **000**  
 Roll Number: **000** ETP Percentage: **80.000000** Total Percentage: **80.000000**

**Qualification Type Details**

Registry Qualification: **10th Standard**  
 Are You Candidate of Maharashtra? **Yes**  
 Highest of Intermediate / or More: **Jayaram**  
 Type of Candidates: **Maharashtra - Type A**

**Category and Minority Details**

Original Category: **01** Caste: **None**  
 Category for Reservation: **01**  
 Also Called Candidate: **Yes**  
 District of Candidate: **Jayaram** Code Candidate No: **8026100001**  
 All India Institute Candidate: **No**  
 All India Institute Candidate: **No**  
 Validity Application Receipt Number: **000** Validity Application Receipt Date: **2026/09/08**  
 Validity: **Unlocked**  
 Minority Candidate: **Yes**

**Other Information**

Person With Disability (PWD): **No** Physical Condition: **Yes (Disability) (PwD) (1)**  
 Are you the best candidate? (When/Date of last Service Provided) for Service Provided: **No**

**Signature Details**

Approved for Head: **XXXX**  
 Approved for Special Education Officer: **No**  
 District/Subject Paper Studied in Graduation: **XXXX** Check [National Scheme] (PwD - 1)  
 All the four Qualifications, your English Medium: **XXXX**

**Qualification Details**

Print

2 pages

Destination

Save as PDF

Pages

All

Pages per sheet

1

Margins

Default

Options

Headers and footers

Background graphics

Save

Cancel

### Print Application Form:

**Dashboard**

Welcome to CAP Application for B.Ed. Admissions 2026-27

User Login ID: **XXXXXX** IP Address: **192.168.12.104/Chrome/Windows 10/1**

User Type: **Candidate / Applicant** Current Login Time: **XXXXXX-XX-XX-XX-XX-XX**

User Name: **XXXX** Previous Login Time: **08-XXXX-XXXX-XXXX-XXXX**

**Application / Option Form Status**

Application Form: **Confirmed** Document Verification: **Not Verified**

Option Form (ETP): **Not Filled**

[Proceed to Fill Option Form >>>](#) [Proceed to Fill Option Form \(ETP\) >>>](#)

- If any modifications need to be made, candidates can click on **Unlock Application Form mentioned on the left-hand side menu** to proceed. Once the necessary changes have been completed, they can lock the application form again.

Dashboard

Welcome to CAP Application for B.Ed. Admissions 2025-27

User Login ID : \*\*\*\*\*  
 User Type : Candidate / Applicant  
 User Name : \*\*\*\*\*

IP Address : 102.50.12.104/Chrome/Windows 10/In  
 Current Login Time : \*\*\*\*\*  
 Previous Login Time : 08 / \*\*\*\*\*

Application / Option Form Status

Application Form: Confirmed  
 Document Verification: Not Verified  
 Option Form (ELCT): Not Filled

[Proceed to Fill Option Form \(ELCT\) >>>](#) [Proceed to Fill Option Form \(ELCT\) >>>](#)

**MISCELLANEOUS:**

**Raise Ticket:** We have introduced a Grievance system for the students; Students can select the Category for which they wish to raise the Ticket

Send Grievance

Application Form No. \*  
 L325100004

Category \*  
 Select

Grievance \*

Attachment  
 Choose file [Browse](#)  
 File Types Allowed : jpg, jpeg, png, bmp, pdf  
 Maximum File Size Allowed : 1 MB

[Send Grievance](#)

**View Grievance Details:**

Students can View Grievance from the “View Grievance Details”

Check Grievance Status

Enter Grievance ID / Application Form No. [Search](#)

- Payment History:**

Candidates can view their transaction history.

Transaction History